

Tokyo8 Handling Instructions



MEASURE TOKYO 8



ADD WATER




WEAR SPRAYER



**SPRAY ON CROPS
AND SOIL**

How should Tokyo8 be sprayed?



Please spray Tokyo8 on both the soil and the foliar parts of the crop at a dilution of 50~100 times (10 to 20 ml of Tokyo8 per liter). **Tokyo8 works best with organic matter in the soil e.g. animal manure, plant residues, etc.**

For Nursery, apply Tokyo8 twice, at a dilution of **20ml/Liter.**

1ml of Tokyo8 per 1m²

It can also be used mixed with water as drip irrigation at a 100 dilution (10ml per liter of water)

**SOIL
PREPARATION**

NURSERY





GROWING

FRUITING


USE AT LEAST 5 TIMES PER CROPPING SEASON

BEST TO USE AT THE SAME TIMINGS WHERE YOU ADD FERTILIZER/TOP DRESSING

How much Tokyo8 should be sprayed?

 <p>400sq m</p>	 <p>1000sqm</p>	 <p>1 acre</p> <p>4047sqm</p>	 <p>1 ha</p> <p>10 000 sqm</p>
<p>5 times</p> <p>400ML each time 3-4 weeks interval</p> <p>In total: 2L</p>	<p>5 times</p> <p>1L each time 3-4 weeks interval</p> <p>In total: 5L</p>	<p>5 times</p> <p>4.5L each time 3-4 weeks interval</p> <p>In total: 22.5L</p>	<p>5 times</p> <p>10L each time 3-4 weeks interval</p> <p>In total: 50L</p>


Example of Rice (nursery)



days



-14




14-21




28-35



40~56



60-80



130-160

soil preparation

Sowing

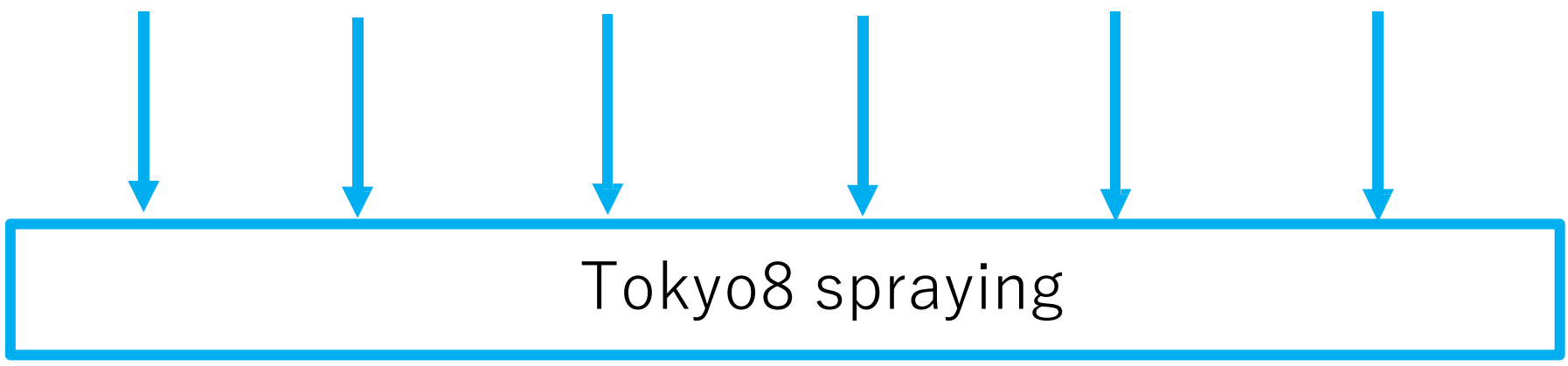
Transplanting

Post transplanting
(pre-tillering)

Active tillering

Post-flowering

Harvesting



Tokyo8 spraying

Example of Onion

DAP= Days after planting
DAT= Days after transplanting

